



3 Steps to Photorealistic Interior Rendering





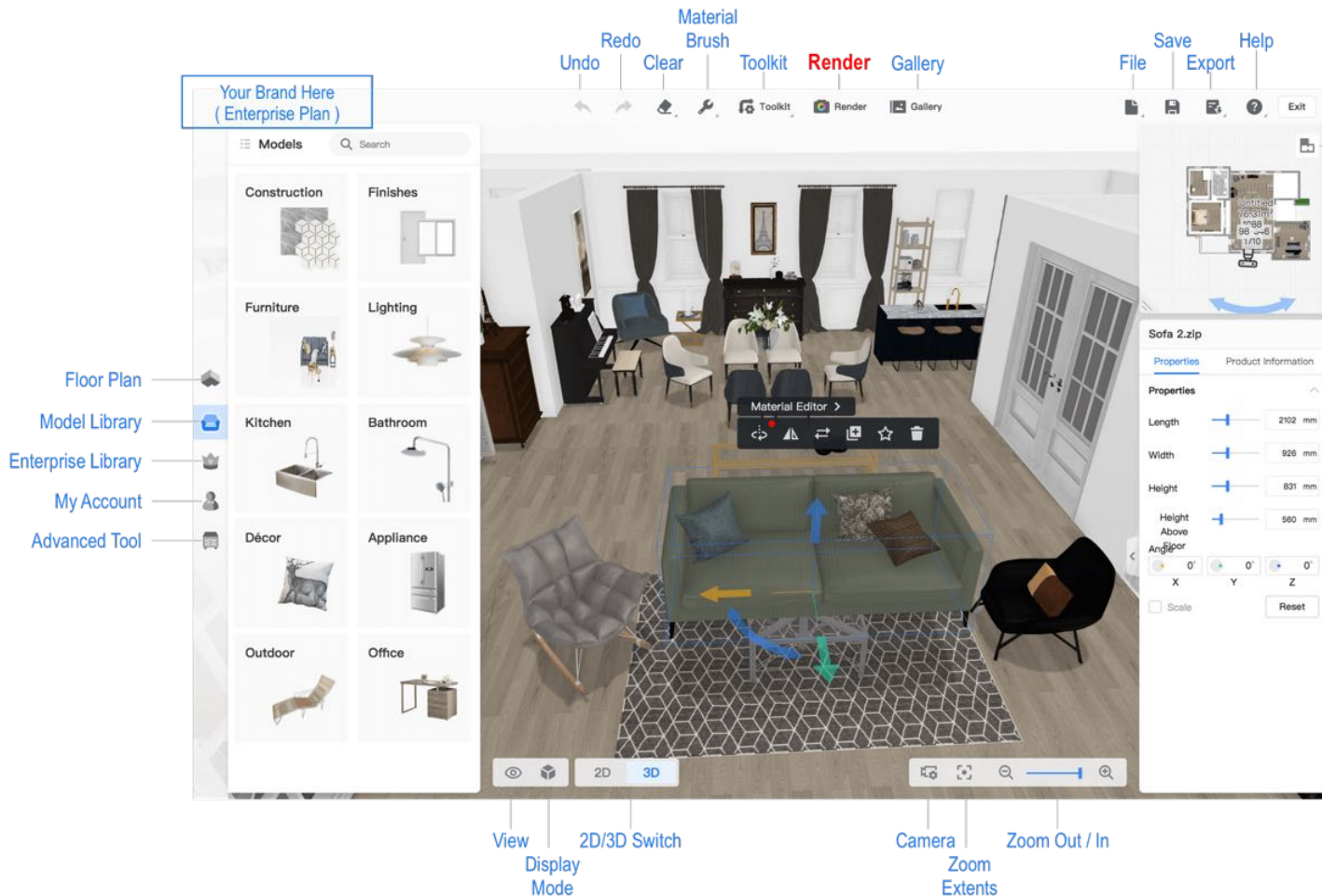






Welcome to Coohom

A design hub at first glance



Choosing the right tools, colors and furniture to design your project can be overwhelming. ... Now, Coohom has made the process even easier.

3 steps for a great interior design project

Sketch your 2D floor plan

Draw an enclosed space, or import an image or CAD file.



2



Drag & drop 3D models

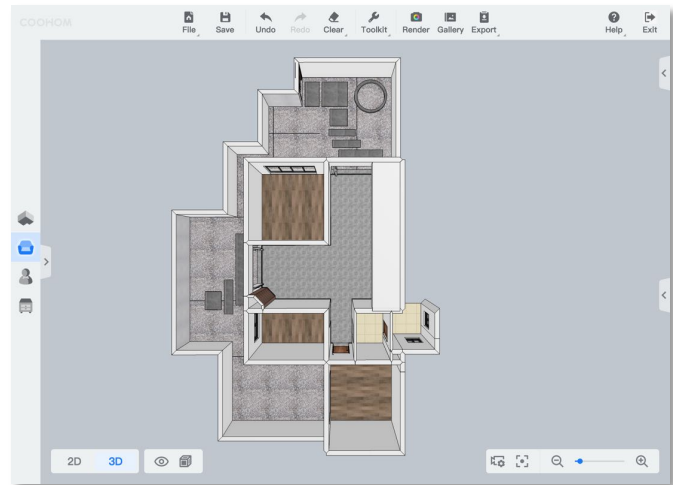
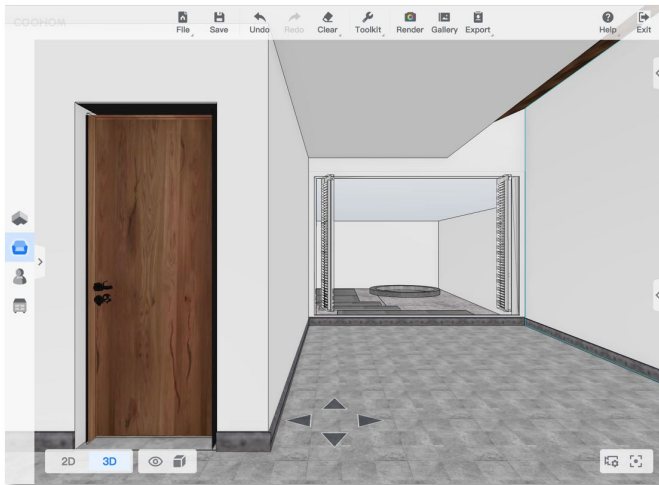
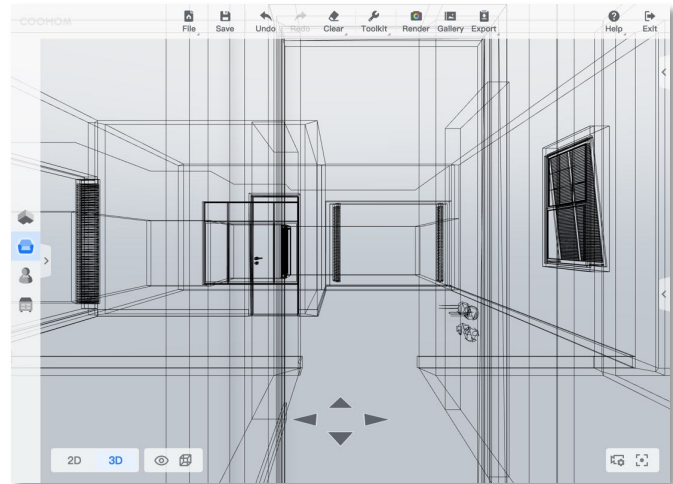
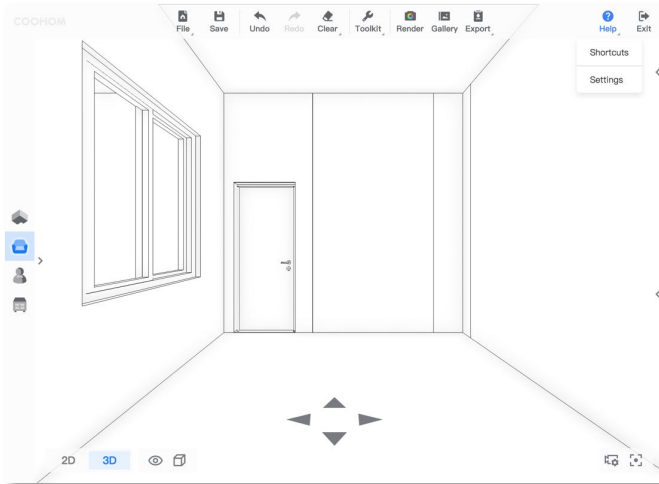
Choose from 20,000+ 3D models to use in your design.

Generate life-like images

Render professional images in just a few clicks.



CAD: architectural drawing & 2D/3D floor plan



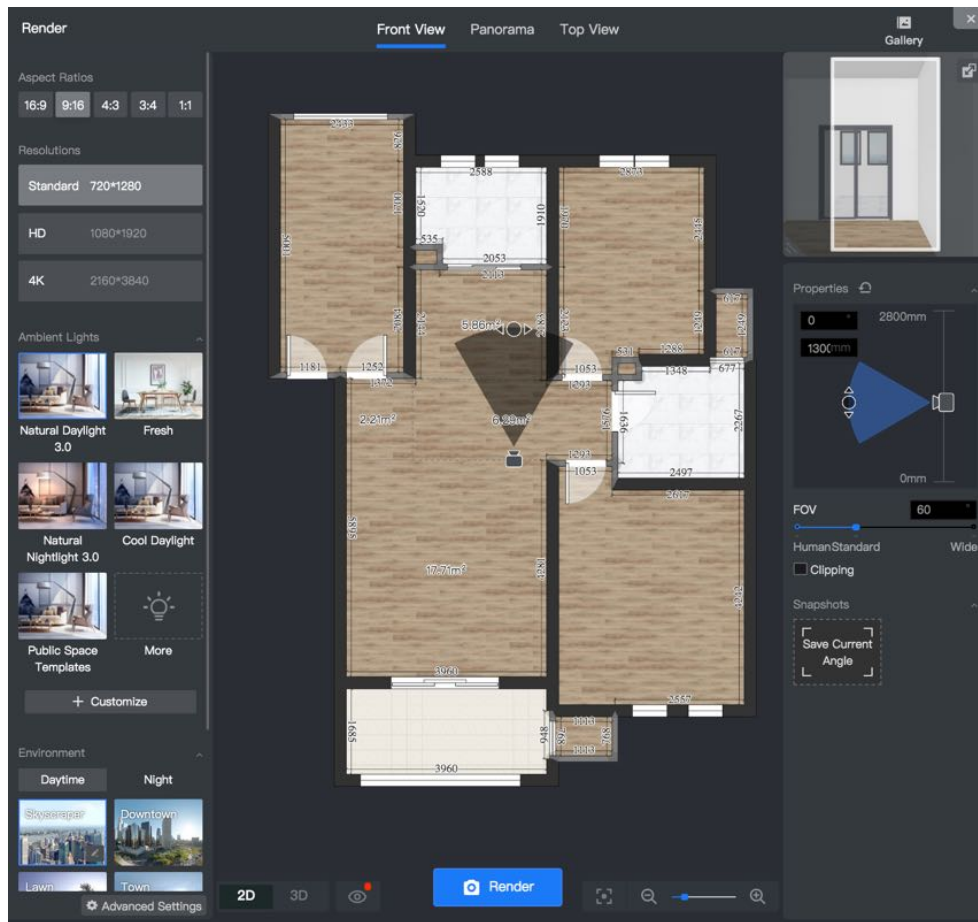
Enjoy the designing moment, maximize your talent!



Use Material Editor for upholstery options



Easily adjust your rendering settings



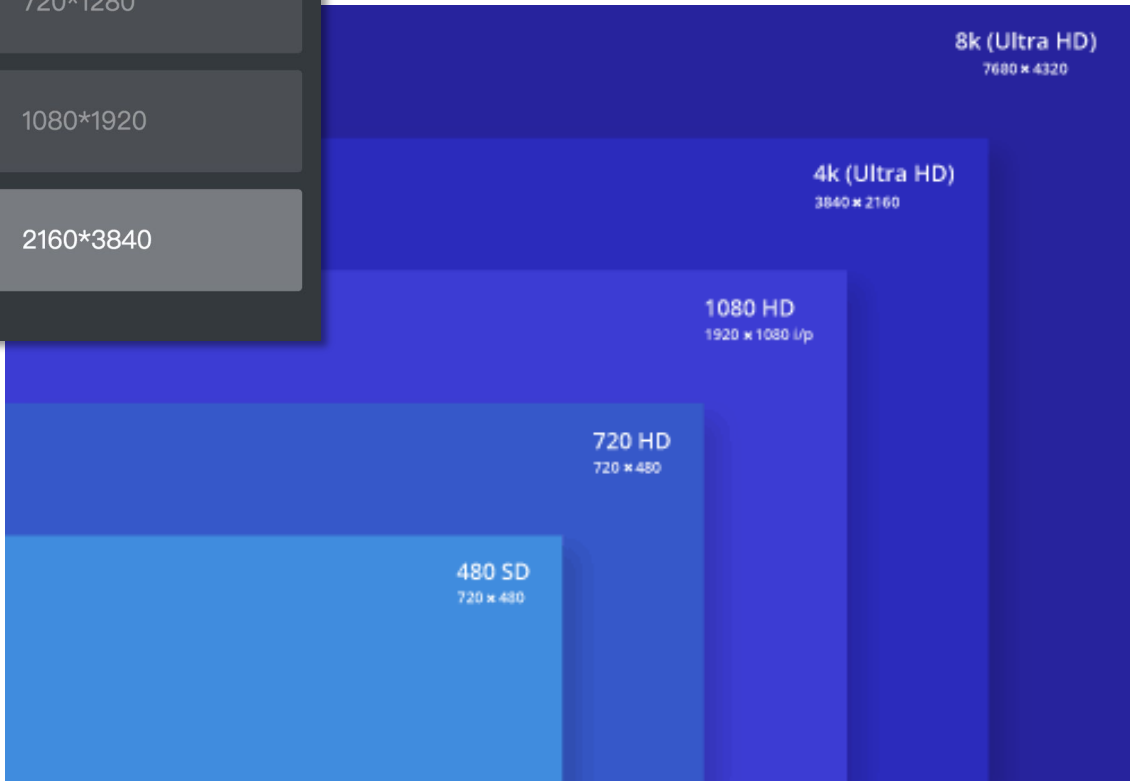
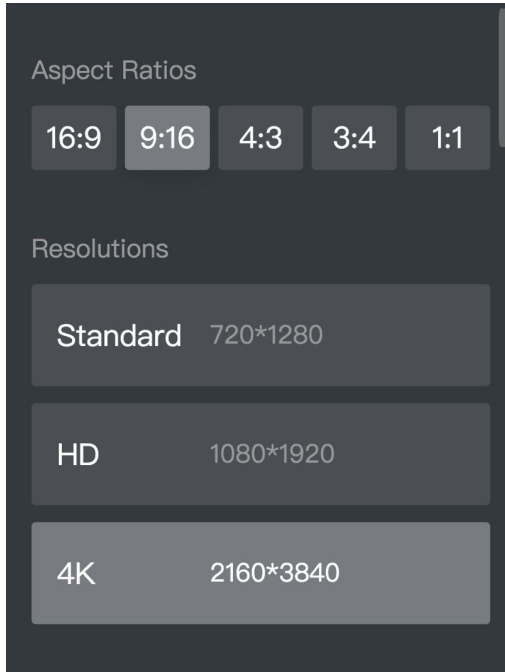
“Rendering used to be one of my least favorite aspects of being a designer (I know, I know). It has quickly become one of the parts I most enjoy.”
 – One of our users says.

Ultra-high resolution is the future

Imaging presenting your design work on a big screen TV, or on a projector, what do you like your client to see?

Neither “jaggies” on the edges, nor a blurred vision!

4K resolution is what you are looking for.





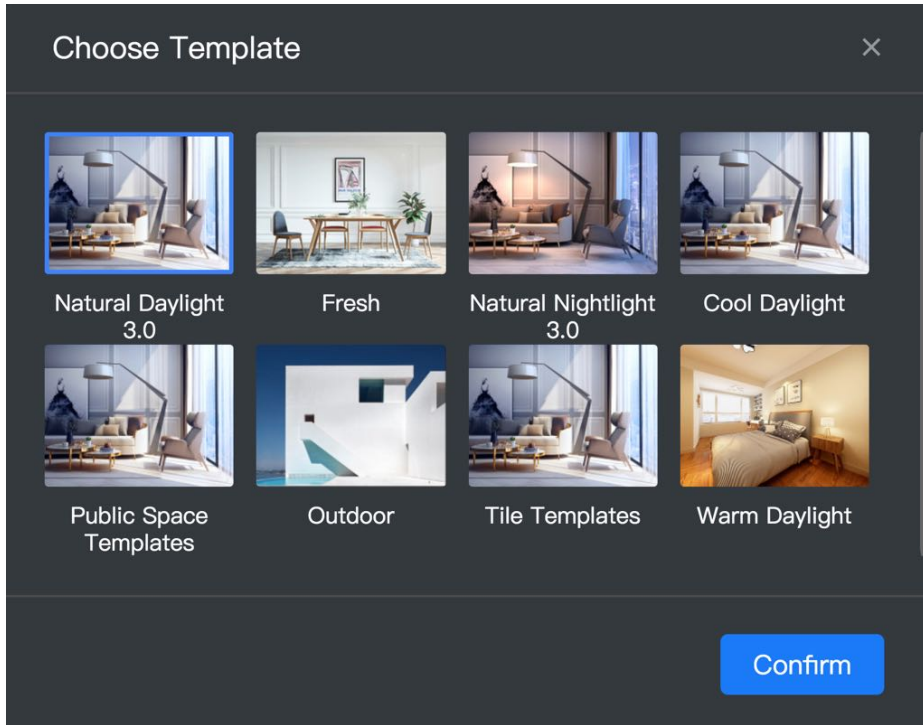
industry benchmark for HD render
(2x zoom)



Coohom Ultra-HD render
(4x zoom)

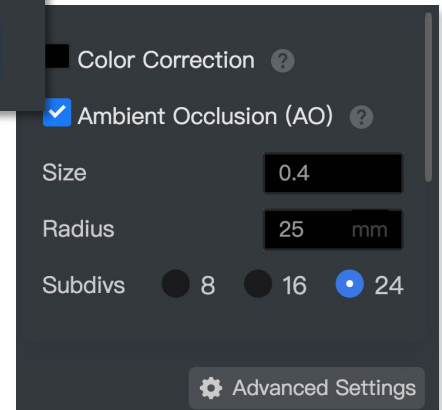


Smart lighting templates



Choose from our well-designed light templates, or customize your owns.

Automated ambient lighting system can save you from mundane tasks.



Stand out with realistic window views

Render

Daytime

Night

Skyscraper



Downtown



Lawn



Town



Wilderness



Seascape



Coast1



More



An amazing, perspective window view with just a few clicks. How easy is that?

You can always replace it with your own scene, although most of our designer users are quite happy with the results.

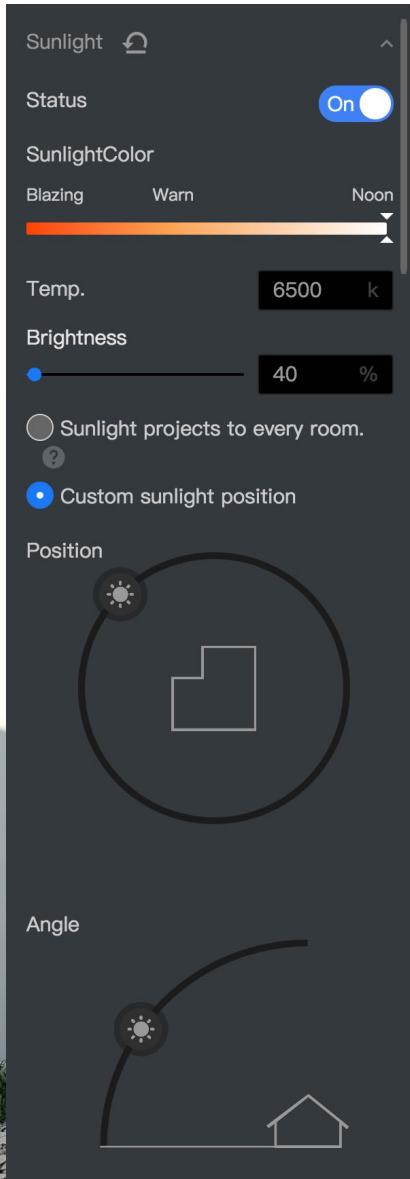


Let the sun shine in

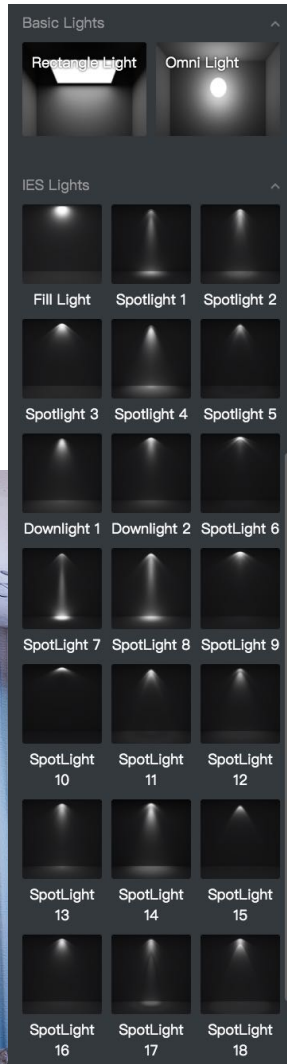
Sunlight is vital in interior rendering.

Coohom offers full control of sunlight color, brightness, position and angle.

Simulate morning, noon and night scenes to please your clients.



Interior lighting, all up to you



We have a library of IES lights for you to choose from.

Whether it is a spotlight, or a downlight, you can make your design looks exactly like that space in reality.



13




Coohom rendering sample

Rendering technologies Coohom uses

PBR


(Physically Based Rendering)

Coohom uses PBR material rendering technology, it accurately models the flow of light to hit a surface in the real world.




Ray Tracing

Coohom uses ray tracing offline rendering for light baking, it brings virtual objects a life-like image.



Realistic Shadow

Coohom outperforms our rivals with detailed, realistic shadow rendering.




IBL (Image-Based Lighting)

Coohom utilizes IBL which points to an unprecedented level of realism to all types of objects.



All the magic happens in 5 minutes



Save money on upgrading computers. There're no hardware requirements, no downloading at all for using Coohom.

Design your project in the browser for PC/Mac, and let our powerful ExaCloud engine do the rendering job.

There are many software choices for professionals doing interior design and rendering. Most of them are made for multiple purposes, thus systematically increase complexity and time.

Using Coohom can save yourself from extra work. Everything acts faster on Coohom.



\$0.1 per interior rendering cost



Outsourcing 3D rendering is costly.
It's time to do high quality rendering all
by yourself.

Customers are likely to pay \$50 or more
for visualization services, and we keep it
for you to create an ultra high quality
rendering for as low as \$0.1 dollar.

Cutting-edge panorama presentation



Coohom's real-time rendering technology makes sharing an immersive interior visualization a lot easier.

Whether it's on a big screen TV, or on a VR headset like Google Cardboard, or on an iPhone, this is the most cutting-edge presentation you can find on the market that will definitely wow your clients.

* Click [here](#) to see the demo

Model development to fit your style

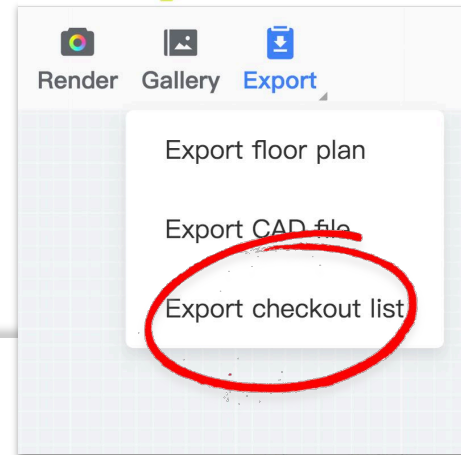
Can't find your favorite brand? No worries, Coohom offers model development service for your project.

See how will the furniture fit the space and match your design style, through stunning photo-realistic visualization.



Export product shopping list

Once you have your furniture products (3D models) uploaded to Coohom and applied in your design, a shopping list can be exported in the tool with one-click.



ORDER LIST(FURNITURE)









Demo

PROJECT NAME:

SS-New York

DESIGNER:

demo@coohom.com

Room Name	Brand	Product Photo	Product Name	Product No.	SKU	Dimensions(mm)	Description	Quantity	Product Link	Unit Price(USD)	Amount(USD)
Living Room	Ashley		Floor lamp	AS-021-03-FL-1	AS-021-03-FL	429.46*429.44*1600.51		1.0		300	300
	Emerald Home		table lamps	EH-TL-4H-03-52	EH-TL-4H-03	379.68*379.66*749.11		1.0		160	160
	Ethan Allen		Ethan Allen Anderson Shelter Arm Sofa	EA-S-31-52	EA-S-31	2489.36*972.26*835.28		1.0		700	700
	Hooker		Melange Piper Credenza2	Hooker-21-003-t	Hooker-21-003	2010.00*520.46*836.51		1.0		1000	1000
	ROLF BENZ		RB 641 chair	RB-641-1-03	RB-641-1	588.09*597.76*826.51		1.0		600	600
Sub Total											2760
Bedroom	Ethan Allen		Ethan Allen Beldon Bed	bed-021-003	EA-B-O-021	2080.86*2251.94*1450.00		1.0		960	960
Sub Total											960
Total											3720

Choose a plan that fits you best



Pro



Premium



Enterprise

Rendering



4K renderings

200/mo

1,000/mo

1,000/mo



720° panorama presentation

30

Unlimited

Unlimited



Extra-detailed renderings



Content Management



Model upload

50

200

Unlimited



Texture upload

100

400

Unlimited



Finishes upload

10

50

Unlimited



Project limit

100

Unlimited

Unlimited



Team files sharing



3D Model Development




Model development



Model revision



Follow us for design ideas & tips



Designed by Koralia



Koralia Giorin
Founder of [koraliagiorispaces](#)

"Coohom is a one of a kind 3D rendering software. I'm eternally happy for it. It made my workflow much faster. You can customize your interior and exterior spaces until perfection. My clients are impressed by the 4K renders I can provide them, thanks to Coohom."



Designed by Roisin



Roisin
from [no60interiors](#)

"Coohom is a fantastic tool for any interior designer. Easy to use with an expansive choice of furnishings to suit any aesthetic. The 3D rendering process is quick and produces high quality images for clients. Highly recommend!!"



Designed by Nedim



Nedim Onur Akay
Founder of [NOA STUDIO](#)

"There are many features in the Coohom app, it gives the opportunity to professionals and amateurs to design their ideas in a short time."



Designed by Meredith



Meredith Watson
Designer at [Dawn & James Interiors](#)

"I've recently started using Coohom and absolutely love it. In addition to the extensive model library, I can import and use my own models which is a game changer. The material editor allows me to customise my designs to the client's needs and the resulting beautiful, realistic render surpass other online platforms I have tried."



<https://www.instagram.com/coohom>



<https://www.facebook.com/coohom>

